

Double Ring Wrenches

Straight Shank Double Plum Short Wrench



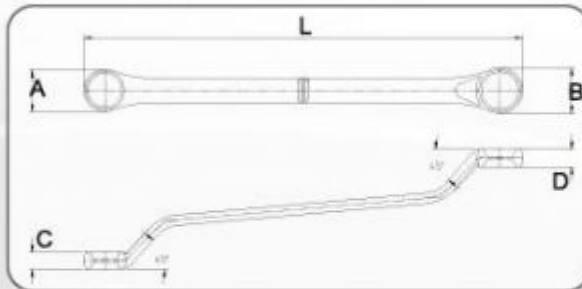
package type

CAR REPAIR

SIZE	L	A	B	C	D	G
8x10	180	13.0	15.5	5.0	6.0	40
10x11	205	15.5	18.0	6.0	7.0	70
10x12	205	15.5	18.0	6.0	7.0	70
12x13	224	18.0	21.0	7.0	8.0	100
12x14	224	18.0	21.0	7.0	8.0	100
14x15	245	21.0	25.0	8.0	8.5	140
14x17	245	21.0	25.0	8.0	8.5	140
16x18	284	25.0	27.5	8.5	9.0	210
17x19	284	25.0	27.5	8.5	9.0	210

ITEM NO.	STB2FM-50819
SIZE:	8x10-10x12-12x14-14x17-17x19 MM
BOX:	5 SETS
CTN:	30 SETS
N.W.:	17.10 KGS
G.W.:	17.60 KGS
CUFT:	1.2

TR45° Wrench



package type

CONFORMS TO ANSI STANDARD

SIZE	L	A	B	C	D	G
6 x 7	161	10.0	11.9	5.5	5.7	36
6 x 8	161	10.0	11.9	5.5	5.7	36
8 x 9	178	13.2	14.2	6.5	6.2	46
8 x 10	178	13.2	14.2	6.5	6.2	46
10 x 11	195	15.5	18.0	6.6	7.0	59
10 x 12	195	15.5	18.0	6.6	7.0	59
11 x 13	214	17.7	20.4	8.0	8.2	89
12 x 13	214	17.7	20.4	8.0	8.2	89
12 x 14	230	20.4	23.3	8.9	9.2	118
14 x 15	246	22.7	24.3	10.3	10.0	153
14 x 17	260	24.8	25.8	10.6	11.2	161
16 x 17	260	24.8	25.8	10.6	11.2	161
17 x 19	295	26.3	29.2	11.1	11.7	245
18 x 19	310	26.3	19.2	11.1	11.7	245
19 x 21	320	28.6	32.8	11.5	12.1	282
20 x 22	320	30.9	33.7	12.2	13.4	350
22 x 24	350	36.3	37.5	13.8	14.2	478
23 x 26	350	36.3	37.5	13.8	14.2	478
24 x 26	350	36.3	37.5	13.8	14.2	478
24 x 27	350	36.3	37.5	13.8	14.2	478
1/4 x 5/16	161	10.0	11.9	5.5	5.7	36
3/8 x 7/16	195	15.5	18.0	6.6	7.0	59
1/2 x 9/16	230	20.4	23.3	8.9	9.2	118
9/16 x 5/8	246	22.7	24.3	10.3	10.0	153
5/8 x 11/16	255	24.8	25.8	10.6	11.2	161
5/8 x 3/4	295	26.3	19.2	11.1	11.7	245
11/16 x 3/4	295	26.3	29.2	11.1	11.7	245
3/4 x 7/8	310	28.6	32.8	11.5	12.1	282
13/16 x 7/8	320	30.9	33.7	12.2	13.4	350

ITEM NO : TRBM-80622

SIZE : 6x7 , 8x9 , 10x11 , 12x13 , 14x15 , 16x17
18x19 , 20x22

PCS : 8 SETS

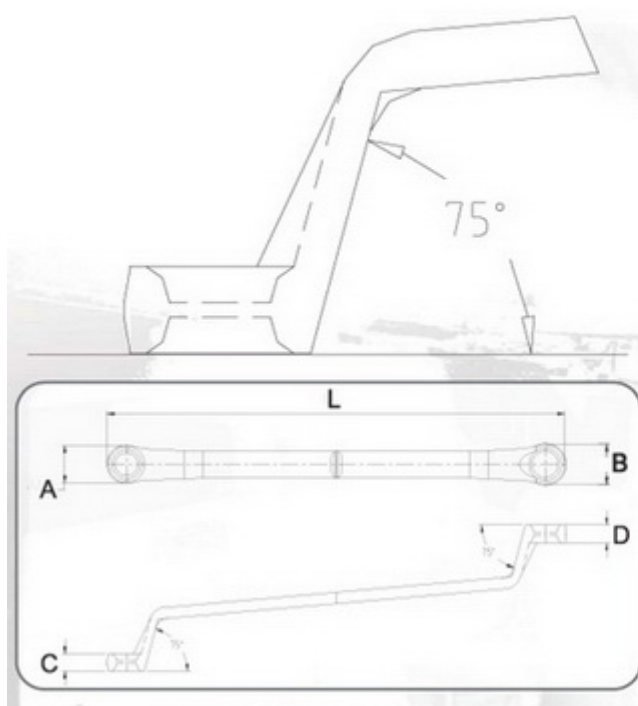
CTN : 10 SETS

N.W : 12.40 KGS

G.W : 13.20 KGS

CUFT : 1.71

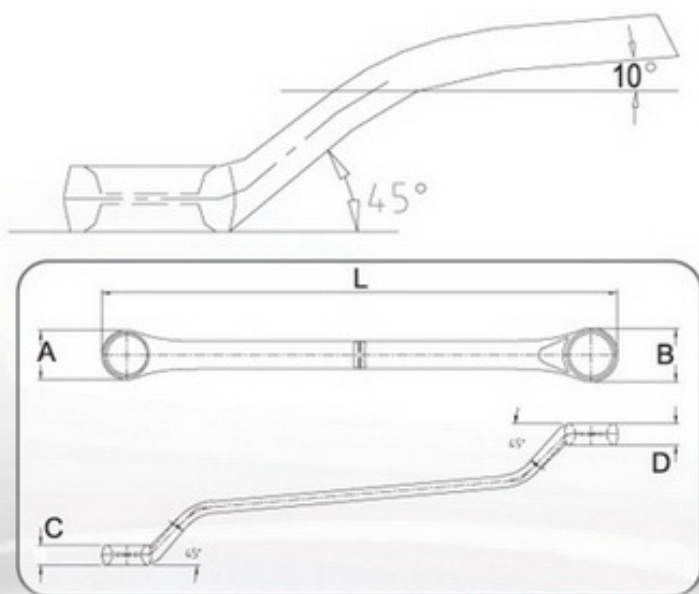
AE75° Wrench



CONFORMS TO DIN 838 STANDARD

SIZE	L	A	B	C	D	G
6 x 7	168	10.2	12.5	5.9	6.6	52
8 x 9	183	13.7	15.5	7.0	7.1	68
8 x 10	183	13.7	15.5	7.0	7.1	68
10 x 11	198	16.8	18.2	7.5	7.5	92
10 x 12	198	16.8	18.2	7.5	7.5	92
11 x 13	217	19.8	21.6	8.3	7.8	139
12 x 13	217	19.8	21.6	8.3	7.8	139
12 x 14	217	19.8	21.6	8.3	7.8	139
14 x 15	239	22.7	24.7	9.0	9.1	167
14 x 17	260	25.3	26.0	9.2	9.5	198
16 x 17	260	25.3	26.0	9.2	9.5	198
17 x 19	292	28.6	29.8	10.3	10.8	263
18 x 19	292	28.6	29.8	10.3	10.8	263
19 x 21	318	31.1	34.6	10.4	11.4	319
19 x 22	318	31.1	34.6	10.4	11.4	319
20 x 22	318	31.1	34.6	10.4	11.4	319
21 x 23	327	32.5	35.6	10.8	11.9	352
22 x 24	327	32.5	35.6	10.8	11.9	352
23 x 26	339	36.5	41.4	11.8	13.7	466
24 x 26	339	36.5	41.4	11.8	13.7	466
24 x 27	339	36.5	41.4	11.8	13.7	466
25 x 28	347	37.0	42.2	12.1	13.9	495
30 x 32	362	46.1	49.3	13.1	14.6	607

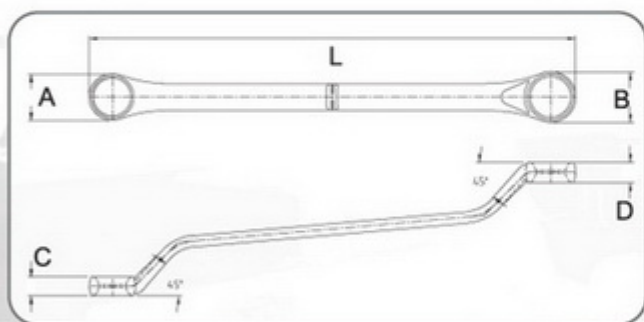
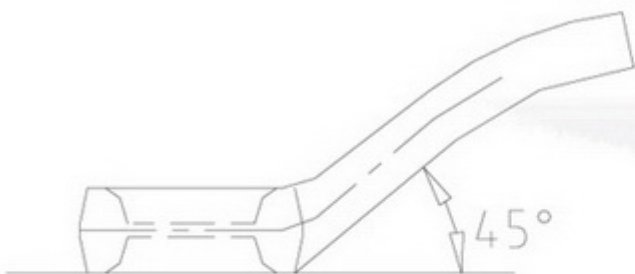
PR45° Wrench



CONFORMS TO DIN 897 STANDARD

SIZE	L	A	B	C	D	G
6 x 7	165	5.4	6.0	10.8	13.1	40
6 x 8	165	5.4	6.0	10.8	13.1	40
8 x 9	170	6.4	7.0	14.7	16.2	58
8 x 10	170	6.4	7.0	14.7	16.2	58
10 x 11	195	6.9	7.6	16.3	18.6	73
10 x 12	195	6.9	7.6	16.3	18.6	73
11 x 13	206	8.6	9.0	19.8	21.0	116
12 x 13	206	8.6	9.0	19.8	21.0	116
12 x 14	206	8.6	9.0	19.8	21.0	116
14 x 15	232	8.8	9.3	21.4	24.8	134
14 x 17	232	8.8	9.3	21.4	24.8	134
16 x 17	237	10.2	10.4	24.3	26.2	191
16 x 18	237	10.2	10.4	24.3	26.2	191
17 x 19	270	11.1	11.6	27.8	29.3	269
18 x 19	270	11.1	11.6	27.8	29.3	269
19 x 21	292	11.4	12.0	28.7	32.4	327
19 x 22	292	11.4	12.0	28.7	32.4	327
20 x 22	292	11.4	12.0	28.7	32.4	327
21 x 23	327	11.6	12.3	21.1	34.4	345
22 x 24	327	11.6	12.3	21.1	34.4	345
23 x 26	362	14.0	14.1	34.4	36.5	517
24 x 26	362	14.0	14.1	34.4	36.5	517
24 x 27	362	14.0	14.1	34.4	36.5	517
25 x 28	372	13.7	15.2	39.6	42.1	625
30 x 32	392	17.2	18.6	44.4	48.3	880
1/4 x 5/16	165	5.4	6.0	10.8	13.1	40
5/16 x 3/8	170	6.4	7.0	14.7	16.2	58
3/8 x 7/16	195	6.9	7.6	16.3	18.6	73
1/2 x 9/16	206	8.6	9.0	19.8	21.0	116
9/16 x 5/8	232	8.8	9.3	21.4	24.8	134
5/8 x 11/16	237	10.2	10.4	24.3	26.2	191
11/16 x 3/4	270	11.1	11.6	27.8	29.3	269
3/4 x 7/8	292	11.4	12.0	28.7	32.4	327
7/8 x 15/16	327	11.6	12.3	21.1	34.4	345
13/16 x 7/8	327	11.6	12.3	21.1	34.4	345
15/16 x 1"	362	14.0	14.1	34.4	36.5	517
1" x 1-1/8	372	13.7	15.2	39.6	42.1	625
1-1/8 x 1-1/4	392	17.2	18.6	44.4	48.3	880

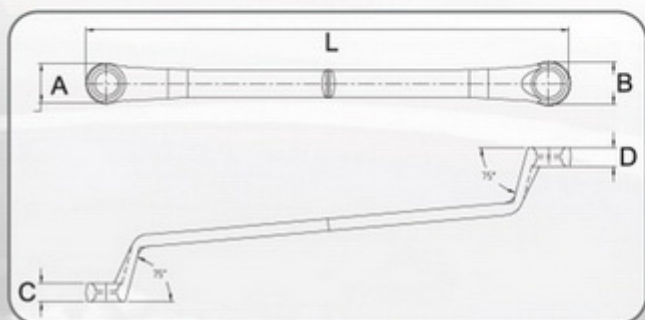
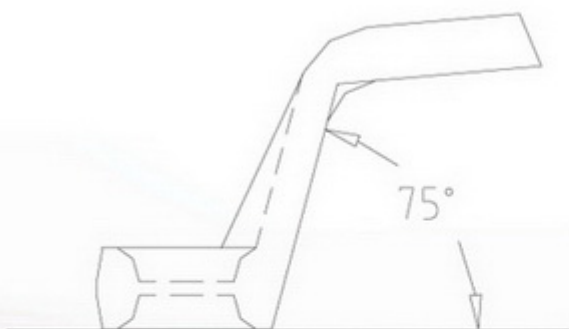
CE45° Wrench



CONFORMS TO DIN 897 STANDARD

SIZE	L	A	B	C	D	G
6 x 7	161	14.5	16.2	5.8	7.0	50
8 x 9	170	15.2	17.0	6.2	7.3	58
8 x 10	170	15.2	17.0	6.2	7.3	58
8 x 11	170	15.2	17.0	6.2	7.3	58
10 x 11	192	16.0	18.6	7.0	8.5	77
10 x 12	192	16.0	18.6	7.0	8.5	77
11 x 13	223	16.2	18.9	7.2	8.7	115
12 x 13	223	16.2	18.9	7.2	8.7	115
12 x 14	223	16.2	18.9	7.2	8.7	115
14 x 15	250	16.4	19.3	7.4	8.9	150
14 x 17	250	16.4	19.3	7.4	8.9	150
16 x 17	250	16.4	19.3	7.4	8.9	150
17 x 19	284	19.0	22.2	8.8	9.1	167
18 x 19	284	19.0	22.2	8.8	9.1	167
19 x 21	300	27.0	29.4	10.3	11.7	224
20 x 22	320	30.3	32.8	11.4	11.9	237
21 x 23	340	33.6	36.2	13.8	14.3	329
22 x 24	340	33.6	36.2	13.8	14.3	329
23 x 26	380	36.3	40.5	12.3	14.3	455
24 x 26	365	36.3	40.5	12.3	14.3	455
25 x 28	370	39.7	45.7	15.0	16.4	527
26 x 29	395	39.7	45.7	15.0	16.4	527
27 x 30	395	39.7	45.7	15.0	16.4	527
26 x 32	395	42.8	47.7	15.2	16.6	642
29 x 32	395	42.8	47.7	15.2	16.6	642
30 x 32	395	42.8	47.7	15.2	16.6	642
32 x 36	440	46.4	48.2	15.4	16.8	699
32 x 38	440	46.4	48.2	15.4	16.8	699

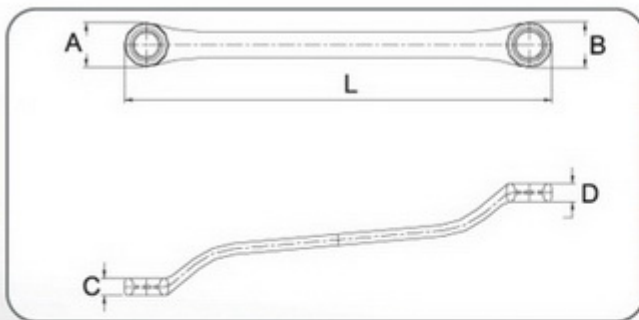
E75° Wrench



CONFORMS TO DIN 897 STANDARD

SIZE	L	A	B	C	D	G
6 x 8	147	10.0	12.3	5.5	6.2	32
7 x 11	159	11.3	14.5	5.6	7.0	43
10 x 12	175	13.5	15.5	5.9	6.8	50
14 x 18	215	17.3	21.7	7.7	9.3	108
16 x 22	234	20.1	27.4	8.1	11.6	157
20 x 24	262	23.5	28.2	11.3	13.3	223


American 45 ° Wrench



CONFORMS TO AMERICAN NATIONAL STANDARD INSTITUTE (ANSI)

SIZE	L	A	B	C	D	G
6 x 7	185	13.8	15.0	6.2	6.5	51
8 x 9	185	13.8	15.0	6.2	6.5	51
8 x 10	185	13.8	15.0	6.2	6.5	51
10 x 11	195	16.0	18.4	6.5	6.8	54
10 x 12	195	16.0	18.4	6.5	6.8	54
11 x 13	210	19.3	21.8	7.3	7.7	87
12 x 13	210	19.3	21.8	7.3	7.7	87
12 x 14	210	19.3	21.8	7.3	7.7	87
14 x 15	240	24.0	26.9	8.7	9.3	164
14 x 17	240	24.0	26.9	8.7	9.3	164
16 x 17	240	24.0	26.9	8.7	9.3	164
17 x 19	280	28.8	32.7	10.6	10.5	263
18 x 19	280	28.8	32.7	10.6	10.5	263
19 x 21	280	28.8	32.7	10.6	10.5	263
21 x 23	317	31.3	33.8	10.7	10.8	315
22 x 24	317	31.3	33.8	10.7	10.8	315
23 x 26	365	35.4	38.2	11.8	12.2	480
24 x 27	365	35.4	38.2	11.8	12.2	480
25 x 28	370	39.6	46.8	14.1	16.1	636
30 x 32	375	46.6	48.2	15.0	16.4	780
5/16 x 3/8	195	16.0	1.4	6.5	6.8	54
1/2 x 9/16	210	19.3	21.8	7.3	7.7	87
5/8 x 11/16	240	24.0	26.9	8.7	9.3	164
11/16 x 3/4	280	28.8	32.7	10.6	10.5	263
3/4 x 13/16	280	28.8	32.7	10.6	10.5	263
3/4 x 7/8	280	28.8	32.7	10.6	10.5	263
7/8 x 15/16	317	31.3	33.8	10.7	10.8	315
15/16 x 1"	365	35.4	38.2	11.8	12.2	480
1" x 1-1/16	370	39.6	46.8	14.1	16.1	636
1-1/8 x 1-1/4	375	46.6	48.2	15.0	16.4	780

E Wrench




CONFORMS TO DIN 897 STANDARD

SIZE	L	A	B	C	D	G
6 x 8	114	7.3	9.7	4.2	5.3	17
7 x 11	130	10.8	14.8	5.2	7.2	31
10 x 12	141	12.3	15.1	6.5	7.7	36
14 x 18	180	17.0	21.1	8.2	10.3	88
16 x 22	205	19.7	27.3	8.4	11.8	130
20 x 24	224	23.9	27.9	11.0	12.6	165

Automobile Repair Tools

Long Double Wrench



package type

CAR REPAIR

SIZE	L	A	B	C	D	G
8x10	235	12.5	15	7.5	8.4	72
10x11	291	14.3	17	8.5	9.5	95
10x12	291	14.3	17	8.5	9.5	95
11x13	328	17.8	20.3	10.4	11.3	157
12x14	328	17.8	20.3	10.4	11.3	157
13x15	368	20.2	23.3	11.5	13.2	217
14x17	368	20.2	23.3	11.5	13.2	217
16x18	407	23.7	26.6	13	14.8	284
17x19	407	23.7	26.6	13	14.8	284
19x21	415	27.5	29.7	13.46	14.39	376
22x24	430	31.3	34.0	15.4	17.7	482
8 x 10, B12 x 14, B14 x 17, B17 x 19						840

ITEM NO. LSBM-61024

SIZE: 10x11-12x14-13x15-16x18-17x19-22x24MM

BOX: 6 SETS

CTN: 10 SETS

N.W.: 18.30 KGS

G.W.: 19.30 KGS

CUFT: 9.37

ITEM NO. LSBM-50819

SIZE: 8x10-12x14-13x15-16x18-17x19 MM

BOX: 6 SETS

CTN: 12 SETS

N.W.: 14.20 KGS

G.W.: 14.60 KGS

CUFT: 1.43

ITEM NO. LSBM-40819

SIZE: 8x10-10x12-14x17-17x19 MM

BOX: 6 SETS

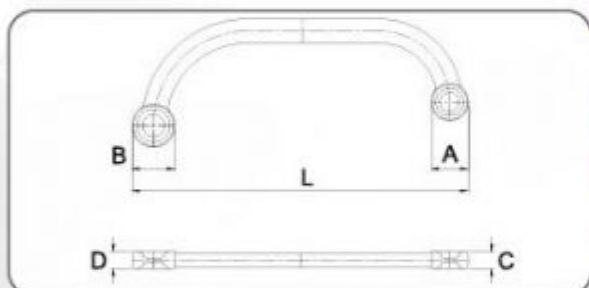
CTN: 12 SETS

N.W.: 10.05 KGS

G.W.: 10.45 KGS

CUFT: 1.43

Half-Wrench



package type

CONFORMS TO AMERICAN NATIONAL STANDARD INSTITUTE

SIZE	L	A	B	C	D	G
8 x 9	142	15.6	17.9	6.5	6.6	57
10 x 11	142	15.6	17.9	6.5	6.6	57
10 x 12	142	15.6	17.9	6.5	6.6	57
11 x 13	164	17.9	20.7	8.0	8.2	90
12 x 13	164	17.9	20.7	8.0	8.2	90
12 x 14	164	17.9	20.7	8.0	8.2	90
13 x 15	190	21.4	25.1	8.2	9.2	133
14 x 15	190	21.4	25.1	8.2	9.2	133
14 x 16	190	21.4	25.1	8.2	9.2	133
14 x 17	190	21.4	25.1	8.2	9.2	133
15 x 17	216	24.8	27.7	8.8	9.6	166
16 x 18	216	24.8	27.7	8.8	9.6	166
17 x 19	216	24.8	27.7	8.8	9.6	166
18 x 19	255	27.6	33.0	10.0	11.1	244
19 x 21	255	27.6	33.0	10.0	11.1	244
19 x 22	255	27.6	33.0	10.0	11.1	244
5/16 x 3/8	142	15.6	17.9	6.5	6.6	57
3/8 x 7/16	142	15.6	17.9	6.5	6.6	57
7/16 x 1/2	164	17.9	20.7	8.0	8.2	90
9/16 x 5/8	190	21.4	25.1	8.2	9.2	133
11/16 x 3/4	216	24.8	27.7	8.8	9.6	166
13/16 x 7/8	255	27.6	33.0	10.0	11.1	244

ITEM NO. MBFM-S0501

SIZE: 10x12-13x15-14x17-16x8-20x22 MM

BOX: 5 SETS

CTN: 20 SETS

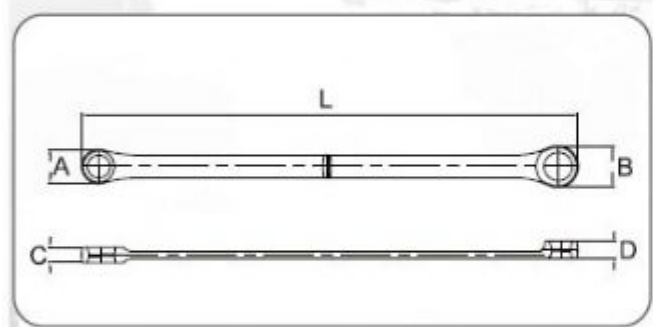
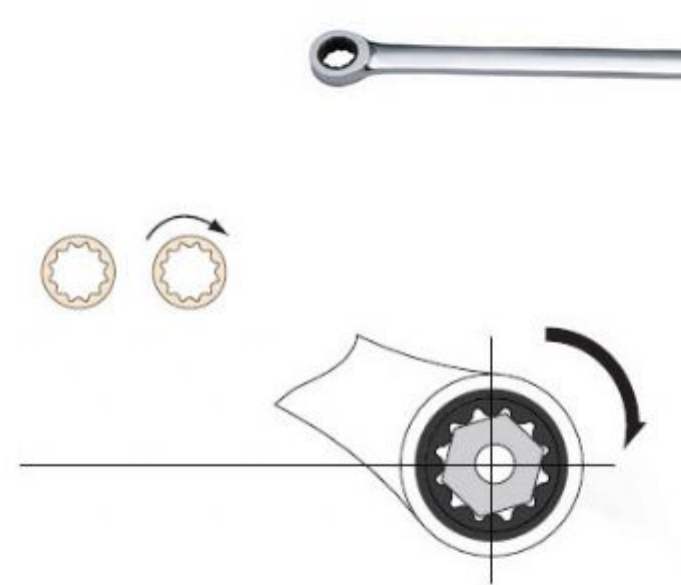
N.W: 21.00 KGS

G.W: 22.00 KGS

CUFT: 2.61

Engineer Wrenches

Long Unidirectional Ratchet Wrench



package type

CAR REPAIR

SIZE	L	A	B	C	D	G
8	235	15,9	12,3	6,7	7,3	80
10	292	20,2	14,5	8,0	7,8	124
12	328	23,3	17,3	8,6	10,3	170
13	348	22,9	18,7	8,9	10,6	194
14	368	27,5	20,8	9,3	10,9	230
15	386	26,4	2 ,1	9,7	12,4	248
17	408	31,8	24,0	10,8	12 ,4	292
19	420	34,5	26,3	12,3	14,1	410

ITEM NO : SB3M-41017

size : 10 ,12 ,14 ,17

PCS : 4 SETS

CTN : 12 SETS

N.W : 10,20 KGS

G.W : 11,20 KGS

CUFT : 1,45

Double Shook Ratchet Wrench

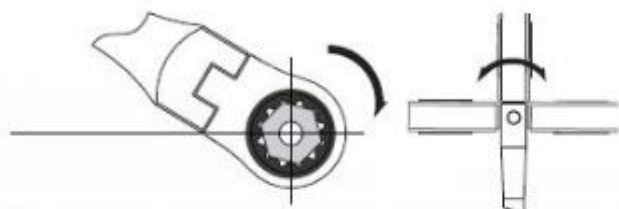
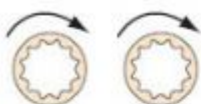


GLSF3M : Mirror Finishing

Flat Panel : GAII Drop Forged From Chrome Molybdenum Steel

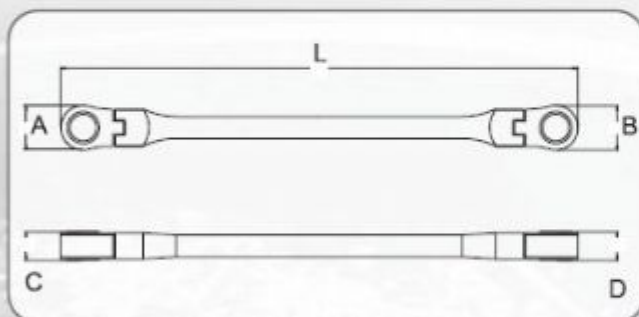
GLSF3N : FACOM (Chome Satin)Surface Finish

Flat Panel : GAII Drop Forged From Chrome Molybdenum Steel



CAR REPAIR

SIZE	L	A	B	C	D	G
8x10	236,6	15,4	18,8	7,4	8,8	221,6
10x11	294,0	18,8	21,3	8,8	9,2	317,2
10x12	294,0	18,8	21,3	8,8	9,2	317,2
11x13	329,7	21,3	26,8	9,2	10,1	401,7
12x14	329,7	21,3	26,8	9,2	10,1	401,7
13x15	369,9	26,8	28,4	10,1	11,6	638,8
14x17	369,9	26,8	28,4	10,1	11,6	638,8
16x18	411,6	28,4	31,0	11,6	13,0	640,4
17x19	411,6	28,4	31,0	11,6	13,0	640,4



package type

ITEM NO : LDRFG-41017

SIZE : 10x11, 12x14, 14x17, 17x19 MM

PCS : 4 SETS

CTN : 12 SETS

N.W : 10.20kgs

g.W : 11.20kgs

CUFT : 1.45