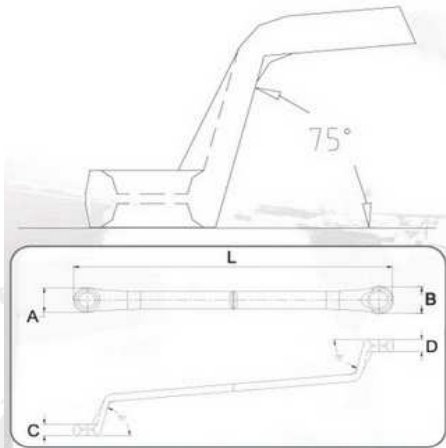


Wrench Series 扳手工具

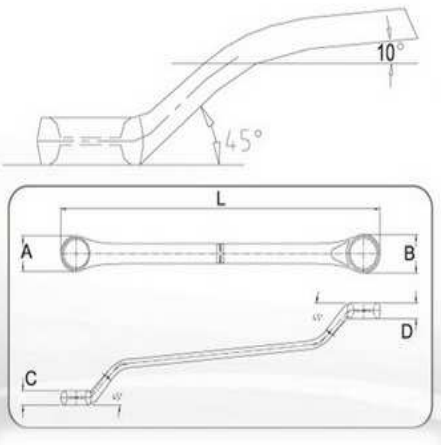
AE75°扳手



CONFORMS TO DIN 838 STANDARD

SIZE	L	A	B	C	D	G
6 x 7	168	10.2	12.5	5.9	6.6	52
8 x 9	183	13.7	15.5	7.0	7.1	68
8 x 10	183	13.7	15.5	7.0	7.1	68
10 x 11	198	16.8	18.2	7.5	7.5	92
10 x 12	198	16.8	18.2	7.5	7.5	92
11 x 13	217	19.8	21.6	8.3	7.8	139
12 x 13	217	19.8	21.6	8.3	7.8	139
12 x 14	217	19.8	21.6	8.3	7.8	139
14 x 15	239	22.7	24.7	9.0	9.1	167
14 x 17	260	25.3	26.0	9.2	9.5	198
16 x 17	260	25.3	26.0	9.2	9.5	198
17 x 19	292	28.6	29.8	10.3	10.8	263
18 x 19	292	28.6	29.8	10.3	10.8	263
19 x 21	318	31.1	34.6	10.4	11.4	319
19 x 22	318	31.1	34.6	10.4	11.4	319
20 x 22	318	31.1	34.6	10.4	11.4	319
21 x 23	327	32.5	35.6	10.8	11.9	352
22 x 24	327	32.5	35.6	10.8	11.9	352
23 x 26	339	36.5	41.4	11.8	13.7	466
24 x 26	339	36.5	41.4	11.8	13.7	466
24 x 27	339	36.5	41.4	11.8	13.7	466
25 x 28	347	37.0	42.2	12.1	13.9	495
30 x 32	362	46.1	49.3	13.1	14.6	607

PR45°扳手

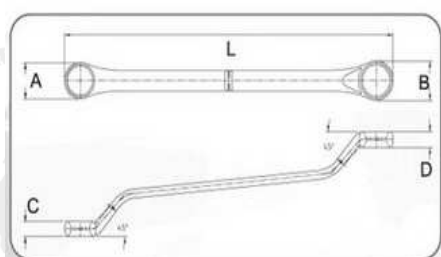
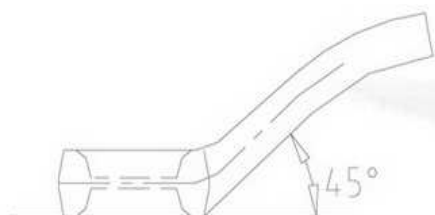


CONFORMS TO DIN 897 STANDARD

SIZE	L	A	B	C	D	G
6 x 7	165	5.4	6.0	10.8	13.1	40
6 x 8	165	5.4	6.0	10.8	13.1	40
8 x 9	170	6.4	7.0	14.7	16.2	58
8 x 10	170	6.4	7.0	14.7	16.2	58
10 x 11	195	6.9	7.6	16.3	18.6	73
10 x 12	195	6.9	7.6	16.3	18.6	73
11 x 13	206	8.6	9.0	19.8	21.0	116
12 x 13	206	8.6	9.0	19.8	21.0	116
12 x 14	206	8.6	9.0	19.8	21.0	116
14 x 15	232	8.8	9.3	21.4	24.8	134
14 x 17	232	8.8	9.3	21.4	24.8	134
16 x 17	237	10.2	10.4	24.3	26.2	191
16 x 18	237	10.2	10.4	24.3	26.2	191
17 x 19	270	11.1	11.6	27.8	29.3	269
18 x 19	270	11.1	11.6	27.8	29.3	269
19 x 21	292	11.4	12.0	28.7	32.4	327
19 x 22	292	11.4	12.0	28.7	32.4	327
20 x 22	292	11.4	12.0	28.7	32.4	327
21 x 23	327	11.6	12.3	21.1	34.4	345
22 x 24	327	11.6	12.3	21.1	34.4	345
23 x 26	362	14.0	14.1	34.4	36.5	517
24 x 26	362	14.0	14.1	34.4	36.5	517
24 x 27	362	14.0	14.1	34.4	36.5	517
25 x 28	372	13.7	15.2	39.6	42.1	625
30 x 32	392	17.2	18.6	44.4	48.3	880
1/4 x 5/16	165	5.4	6.0	10.8	13.1	40
5/16 x 3/8	170	6.4	7.0	14.7	16.2	58
3/8 x 7/16	195	6.9	7.6	16.3	18.6	73
1/2 x 9/16	206	8.6	9.0	19.8	21.0	116
9/16 x 5/8	232	8.8	9.3	21.4	24.8	134
5/8 x 11/16	237	10.2	10.4	24.3	26.2	191
11/16 x 3/4	270	11.1	11.6	27.8	29.3	269
3/4 x 7/8	292	11.4	12.0	28.7	32.4	327
7/8 x 15/16	327	11.6	12.3	21.1	34.4	345
13/16 x 7/8	327	11.6	12.3	21.1	34.4	345
15/16 x 1"	362	14.0	14.1	34.4	36.5	517
1" x 1-1/8	372	13.7	15.2	39.6	42.1	625
1-1/8 x 1-1/4	392	17.2	18.6	44.4	48.3	880

Wrench Series 扳手工具


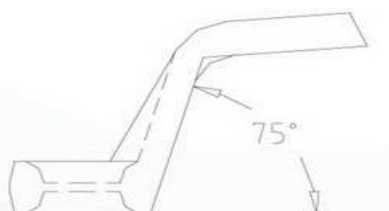
CE45°扳手



CONFORMS TO DIN 897 STANDARD

SIZE	L	A	B	C	D	G
6 x 7	161	14.5	16.2	5.8	7.0	50
8 x 9	170	15.2	17.0	6.2	7.3	58
8 x 10	170	15.2	17.0	6.2	7.3	58
8 x 11	170	15.2	17.0	6.2	7.3	58
10 x 11	192	16.0	18.6	7.0	8.5	77
10 x 12	192	16.0	18.6	7.0	8.5	77
11 x 13	223	16.2	18.9	7.2	8.7	115
12 x 13	223	16.2	18.9	7.2	8.7	115
12 x 14	223	16.2	18.9	7.2	8.7	115
14 x 15	250	16.4	19.3	7.4	8.9	150
14 x 17	250	16.4	19.3	7.4	8.9	150
16 x 17	250	16.4	19.3	7.4	8.9	150
17 x 19	284	19.0	22.2	8.8	9.1	167
18 x 19	284	19.0	22.2	8.8	9.1	167
19 x 21	300	27.0	29.4	10.3	11.7	224
20 x 22	320	30.3	32.8	11.4	11.9	237
21 x 23	340	33.6	36.2	13.8	14.3	329
22 x 24	340	33.6	36.2	13.8	14.3	329
23 x 26	380	36.3	40.5	12.3	14.3	455
24 x 26	365	36.3	40.5	12.3	14.3	455
25 x 28	370	39.7	45.7	15.0	16.4	527
26 x 29	395	39.7	45.7	15.0	16.4	527
27 x 30	395	39.7	45.7	15.0	16.4	527
26 x 32	395	42.8	47.7	15.2	16.6	642
29 x 32	395	42.8	47.7	15.2	16.6	642
30 x 32	395	42.8	47.7	15.2	16.6	642
32 x 36	440	46.4	48.2	15.4	16.8	699
32 x 38	440	46.4	48.2	15.4	16.8	699

E75°扳手

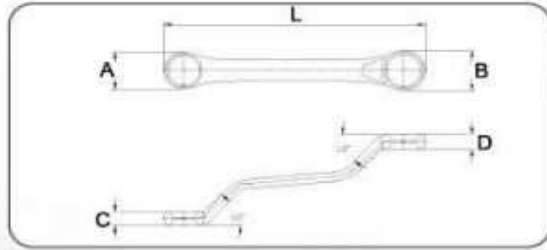


CONFORMS TO DIN 897 STANDARD

SIZE	L	A	B	C	D	G
6 x 8	147	10.0	12.3	5.5	6.2	32
7 x 11	159	11.3	14.5	5.6	7.0	43
10 x 12	175	13.5	15.5	5.9	6.8	50
14 x 18	215	17.3	21.7	7.7	9.3	108
16 x 22	234	20.1	27.4	8.1	11.6	157
20 x 24	262	23.5	28.2	11.3	13.3	223

Wrench Series 扳手工具

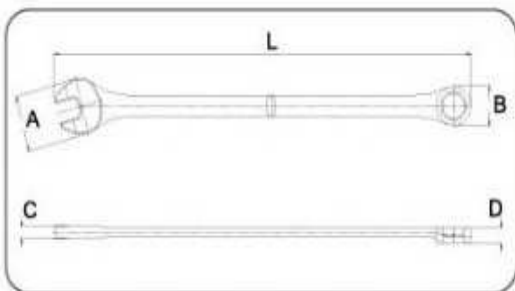
CWAD45° 扳手



CAR REPAIR

SIZE	L	A	B	C	D	G
10 x 11	115	15.3	17.8	6.9	7.0	48
10 x 12	115	15.3	17.8	6.9	7.0	48
10 x 13	115	15.9	20.5	7.7	8.0	55
12 x 13	140	20.0	22.0	8.9	9.1	70
12 x 14	140	20.0	22.0	8.9	9.1	70
14 x 15	148	24.5	25.9	10.0	10.4	100
14 x 17	148	24.5	25.9	10.0	10.4	100
16 x 18	148	24.5	25.9	10.0	10.4	100
17 x 19	155	25.0	28.6	10.8	11.3	123
3/8 x 7/16	122	15.3	17.8	6.9	7.0	48
1/2 x 9/16	147	20.0	22.0	8.9	9.1	70
5/8 x 11/16	162	24.5	25.9	10.0	10.4	100
5/8 x 3/4	175	25.0	28.6	10.8	11.3	123

CWAS 扳手

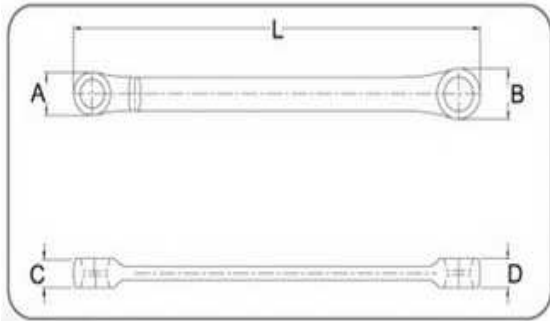


CAR REPAIR

SIZE	L	A	B	C	D	G
6	128	13.1	9.5	3.7	4.9	24
7	138	13.1	9.5	3.7	4.9	24
8	148	16.5	11.0	4.6	5.2	30
9	160	18.0	12.3	4.9	6.0	35
10	167	21.6	14.6	5.1	6.4	45
11	186	23.7	16.2	5.8	6.8	60
12	196	25.7	18.5	6.2	7.6	71
13	205	27.2	20.2	6.8	8.9	95
14	223	30.3	21.5	7.4	9.3	119
15	233	33.5	23.8	8.5	10.7	155
16	233	33.5	23.8	8.5	10.7	155
17	262	34.7	25.6	8.7	11.7	195
18	271	38.4	28.1	8.6	12.0	237
19	281	38.8	27.4	8.7	12.4	215
20	301	43.2	30.8	9.5	13.2	295
21	301	43.2	30.8	9.5	13.2	295
22	319	45.5	32.3	9.6	13.9	300
23	339	47.8	33.8	9.8	14.7	375
24	339	47.8	33.8	9.8	14.7	375
25	358	52.2	37.0	11.2	15.9	491
26	358	52.2	37.0	11.2	15.9	491
27	388	56.1	39.4	11.7	18.4	625
28	388	56.1	39.4	11.7	18.4	625
29	404	60.4	42.2	12.5	18.5	721
30	404	60.4	42.2	12.5	18.5	721
32	430	64.6	45.7	13.5	20.1	840
1/4	128	13.1	9.5	3.7	4.9	24
5/16	148	16.5	11.0	4.6	5.2	30
3/8	167	21.6	14.6	5.1	6.4	45
7/16	186	23.7	16.2	5.8	6.8	60
1/2	205	27.2	20.2	6.8	8.9	95
9/16	223	30.3	21.5	7.4	9.3	119
5/8	233	33.5	23.8	8.5	10.7	155
11/16	262	34.7	25.6	8.7	11.7	195
3/4	281	38.8	27.4	8.7	12.4	215
13/16	301	43.2	30.8	9.5	13.2	295
7/8	319	45.5	32.3	9.6	13.9	300
15/16	339	47.8	33.8	9.8	14.7	375
1"	358	52.2	37.0	11.2	15.9	491
1-1/16	388	56.1	39.4	11.7	18.4	625
1-1/8	404	60.4	42.2	12.5	18.5	721
1-1/4	430	64.6	45.7	13.5	20.1	840

Wrench Series 扳手工具

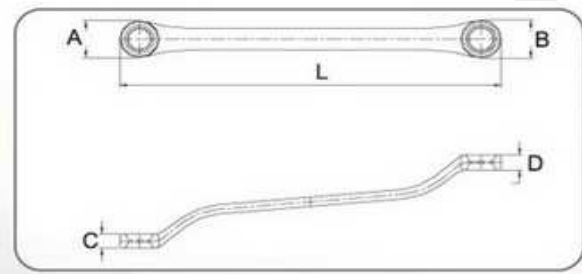
Ė扳手



CONFORMS TO DIN 897 STANDARD

SIZE	L	A	B	C	D	G
6 x 8	114	7.3	9.7	4.2	5.3	17
7 x 11	130	10.8	14.8	5.2	7.2	31
10 x 12	141	12.3	15.1	6.5	7.7	36
14 x 18	180	17.0	21.1	8.2	10.3	88
16 x 22	205	19.7	27.3	8.4	11.8	130
20 x 24	224	23.9	27.9	11.0	12.6	165

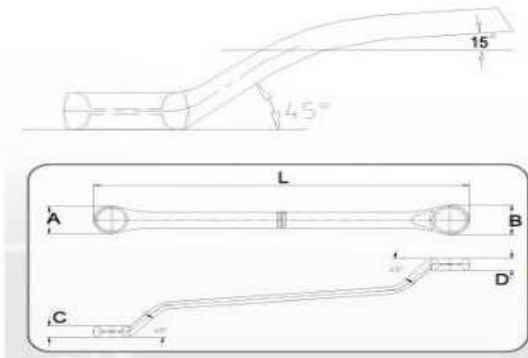
美式45°扳手



CONFORMS TO AMERICAN NATIONAL STANDARD INSTITUTE (ANSI)

SIZE	L	A	B	C	D	G
6 x 7	185	13.8	15.0	6.2	6.5	51
8 x 9	185	13.8	15.0	6.2	6.5	51
8 x 10	185	13.8	15.0	6.2	6.5	51
10 x 11	195	16.0	18.4	6.5	6.8	54
10 x 12	195	16.0	18.4	6.5	6.8	54
11 x 13	210	19.3	21.8	7.3	7.7	87
12 x 13	210	19.3	21.8	7.3	7.7	87
12 x 14	210	19.3	21.8	7.3	7.7	87
14 x 15	240	24.0	26.9	8.7	9.3	164
14 x 17	240	24.0	26.9	8.7	9.3	164
16 x 17	240	24.0	26.9	8.7	9.3	164
17 x 19	280	28.8	32.7	10.6	10.5	263
18 x 19	280	28.8	32.7	10.6	10.5	263
19 x 21	280	28.8	32.7	10.6	10.5	263
21 x 23	317	31.3	33.8	10.7	10.8	315
22 x 24	317	31.3	33.8	10.7	10.8	315
23 x 26	365	35.4	38.2	11.8	12.2	480
24 x 27	365	35.4	38.2	11.8	12.2	480
25 x 28	370	39.6	46.8	14.1	16.1	636
30 x 32	375	46.6	48.2	15.0	16.4	780
5/16 x 3/8	195	16.0	1.4	6.5	6.8	54
1/2 x 9/16	210	19.3	21.8	7.3	7.7	87
5/8 x 11/16	240	24.0	26.9	8.7	9.3	164
11/16 x 3/4	280	28.8	32.7	10.6	10.5	263
3/4 x 13/16	280	28.8	32.7	10.6	10.5	263
3/4 x 7/8	280	28.8	32.7	10.6	10.5	263
7/8 x 15/16	317	31.3	33.8	10.7	10.8	315
15/16 x 1"	365	35.4	38.2	11.8	12.2	480
1" x 1-1/16	370	39.6	46.8	14.1	16.1	636
1-1/8 x 1-1/4	375	46.6	48.2	15.0	16.4	780

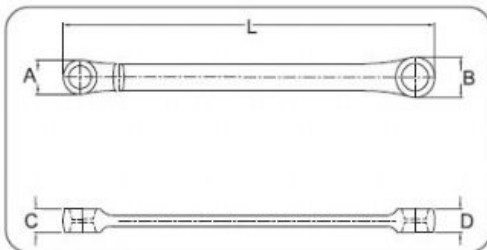
TR45° 扳手



CONFORMS TO ANSI STANDARD

SIZE	L	A	B	C	D	G
6 x 7	161	10.0	11.9	5.5	5.7	36
6 x 8	161	10.0	11.9	5.5	5.7	36
8 x 9	178	13.2	14.2	6.5	6.2	46
8 x 10	178	13.2	14.2	6.5	6.2	46
10 x 11	195	15.5	18.0	6.6	7.0	59
10 x 12	195	15.5	18.0	6.6	7.0	59
11 x 13	214	17.7	20.4	8.0	8.2	89
12 x 13	214	17.7	20.4	8.0	8.2	89
12 x 14	230	20.4	23.3	8.9	9.2	118
14 x 15	246	22.7	24.3	10.3	10.0	153
14 x 17	260	24.8	25.8	10.6	11.2	161
16 x 17	260	24.8	25.8	10.6	11.2	161
17 x 19	295	26.3	29.2	11.1	11.7	245
18 x 19	310	26.3	19.2	11.1	11.7	245
19 x 21	320	28.6	32.8	11.5	12.1	282
20 x 22	320	30.9	33.7	12.2	13.4	350
22 x 24	350	36.3	37.5	13.8	14.2	478
23 x 26	350	36.3	37.5	13.8	14.2	478
24 x 26	350	36.3	37.5	13.8	14.2	478
24 x 27	350	36.3	37.5	13.8	14.2	478
1/4 x 5/16	161	10.0	11.9	5.5	5.7	36
3/8 x 7/16	195	15.5	18.0	6.6	7.0	59
1/2 x 9/16	230	20.4	23.3	8.9	9.2	118
9/16 x 5/8	246	22.7	24.3	10.3	10.0	153
5/8 x 11/16	255	24.8	25.8	10.6	11.2	161
5/8 x 3/4	295	26.3	19.2	11.1	11.7	245
11/16 x 3/4	295	26.3	29.2	11.1	11.7	245
3/4 x 7/8	310	28.6	32.8	11.5	12.1	282
13/16 x 7/8	320	30.9	33.7	12.2	13.4	350

直柄雙梅短扳手



CAR REPAIR

SIZE	L	A	B	C	D	G
8x10	180	13.0	15.5	5.0	6.0	40
10x11	205	15.5	18.0	6.0	7.0	70
10x12	205	15.5	18.0	6.0	7.0	70
12x13	224	18.0	21.0	7.0	8.0	100
12x14	224	18.0	21.0	7.0	8.0	100
14x15	245	21.0	25.0	8.0	8.5	140
14x17	245	21.0	25.0	8.0	8.5	140
16x18	284	25.0	27.5	8.5	9.0	210
17x19	284	25.0	27.5	8.5	9.0	210