















Item	TIS Products	TIS Number	O.E Number	Application
1		TIS201	mitsubishi J885	MAZDA - MX-3 (EC) 1.8 i V6 Petrol Engine 01/92 ~ 01/94 1845 K819 MAZDA - MX-6 (GE6) 2.5 24V Petrol Engine 02/92 ~ 08/94 2497 KL MAZDA - MX-3 (EC) 1.8 i V6 Petrol Engine 01/94 ~ 1845 K838 CHRYSLER - STRATUS CABRIOLET (JX) 2.5
2		TIS201A	mitsubishi J888	1992-1993 Mazda MX-3 1.8L 6 Cyl. 1994 Mazda MX-3 1.8L 6 Cyl. 1993-1994 Mazda 626 2.5L 6 cyl. 1993-1994 Mazda MX-6 2.5L 6 cyl. 1993-1994 Ford Probe 2.5L 6 cyl.
3		TIS202	mitsubishi J956	1992-1994 MAZDA MX-3 1.8i V6 Petrol Engine 1992-1994 MAZDA MX-6 2.5 24V Petrol Engine 1996-2001 CHRYSLER Stratus Cabriolet 2.5LX Petrol Engine 1995 CHRYSLER Stratus 2.5 V6Petrol Engine 1994-1998 FORD Probe 2.5 V6 24V Petrol Engine
4		TIS203	HITACHI RSB-14	Nissan Altima 2.4 LR 1993-1996
5		TIS204	mitsubishi J954 J881 IGM-021	Mazda 626 4 Cyl Ford TX5i Telstar GLE
6		TIS205	HITACHI RSB-03 RSB-06 RSB-07	Nissan Pintara U12 2.4L Subaru Leone EA82 1.8L
7		TIS206	HITACHI RSB-04 RSB-10 2210078A00 D4P8605	NISSAN - SUNNY III TRAVELLER (Y10) 1.6 i Petrol Engine 06/91 ~ 03/00 1597 GA16DE NISSAN - SUNNY III TRAVELLER (Y10) 1.6 i Petrol Engine 06/91 ~ 03/00 1597 GA16DS NISSAN - SUNNY III TRAVELLER (Y10) 1.6 i 16V 4x4 Petrol Engine 10/92 ~ 03/00 1597 GA16DE NISSAN - PRIMERA TRAVELLER (W10) 1.6 i Petrol Engine 07/90 ~ 03/98 1597 GA16DS NISSAN - PRIMERA TRAVELLER (W10) 1.6 i Petrol Engine 03/94 ~ 03/98 1597 GA16DE NISSAN - ALMERA I HATCHBACK (N15) 1.4 S,GX,LX Petrol Engine 09/95 ~ 03/00 1392 GA14DE

8		TIS207	Ignition Control Module HITACHI RSB-56	NISSAN - SUNNY III TRAVELLER (Y10) 1.6 i Petrol Engine 06/91 ~ 03/00 1597 GA16DE NISSAN - SUNNY III TRAVELLER (Y10) 1.6 i Petrol Engine 06/91 ~ 03/00 1597 GA16DS NISSAN - SUNNY III TRAVELLER (Y10) 1.6 i 16V 4x4 Petrol Engine 10/92 ~ 03/00 1597 GA16DE NISSAN - PRIMERA TRAVELLER (W10) 1.6 i Petrol Engine 07/90 ~ 03/98 1597 GA16DS NISSAN - PRIMERA TRAVELLER (W10) 1.6 i Petrol Engine 03/94 ~ 03/98 1597 GA16DE NISSAN - ALMERA I HATCHBACK (N15) 1.4 S,GX,LX Petrol Engine 09/95 ~ 03/00 1392 GA14DE
9		TIS208	MITSUBISHI J862 T6T58071	1993-1995 Mitsubishi Galant 2.0(E55A,E75A) 1992-1996 Mitsubishi Galant 2.0 V6-24 1992-1996 Mitsubishi Lancer 1.6 L, 1.8 L 1992-1998 Mitsubishi Nimbus 2.4 L 1995-2000 Proton M21 1.8 Exi 1996-2000 Proton Persona 316, 316GLXi 1997-2000 Proton Satria 1.6 L 1995-2000 Proton Wira 416 i 1992-1996 Mitsubishi Golt IV 1.6 GLXi(CA4A)
10		TIS208A	MITSUBISHI J882	MITSUBISHI - LANCER IV (C6 A, C7 A) 1.6 GLi 16V (C66A) Petrol Engine 06/92 ~ 05/94 1597 4G92 MITSUBISHI - COLT IV (CA A) 1.6 GLXi 16V (CA4A) Petrol Engine 04/92 ~ 04/96 1597 4G92 MITSUBISHI - SPACE WAGON (N3 W, N4W) 1.8 (N31W) Petrol Engine 10/91 ~ 10/98 1834 4G93 MITSUBISHI - SPACE RUNNER (N1 W, N2 W) 1.8 (N11W) Petrol Engine 10/91 ~ 08/99 1834 4G93 MITSUBISHI - SPACE RUNNER (N1 W, N2 W) 1.8 4x4 (N21W) Petrol Engine 10/91 ~ 08/99 1834 4G93 MITSUBISHI - SPACE WAGON (N3 W, N4 W) 1.8 4x4 (N41W) Petrol Engine 10/91 ~ 10/98 1834 4G93
11		TIS209	IGNITION MODULE MITSUBISHI MITSUBISHI J859	CHRYSLER Stratus 2.5
12		TIS209A	MITSUBISHI J879	1992-1994 Mitsubishi Lancer IV 1.6 GLi 16V (C66A) 1992-1996 Mitsubishi Colt IV 1.6 GLXi 16V(CA4A) 1991-1998 Mitsubishi Space Wagon 1.8(N3EW) 1991-1997 Mazda 626 IV 1.8 i 1995-2001 Chrysler Stratus 2.5 LX V6 1991-1996 Proton Saloon 1.5
13		TIS210	MITSUBISHI J925 T1T49171	MAZDA - MX-5 1 (NA) 1.6 Petrol Engine 05/90 ~ 01/94 1598 B64F NISSAN - SERENA (C23M) 2.0 16V Petrol Engine 11/92 ~ 1998 SR20DE MAZDA - MX-5 1 (NA) 1.6 Petrol Engine 01/95 ~ 04/98 1598
14		TIS211	MITSUBISHI J934	1998 Chevrolet Matiz 0.8 Petrol Engine 1998 Daewoo Matiz 0.8 Petrol Engine 1993 KIA Mentor Saloon 1.6 i Petrol Engine 1995 KIA Sephia 1.6 i Petrol Engine 1996-1998 KIA Clarus 2.0 i 16V Petrol Engine



Taiwan Ignition System Co.,Ltd

Crank Angle Sensor Catalogue









15		TIS212	MITSUBISHI J914 MD611715	CHRYSLER DYNASTIE (1988-1990) CHRYSLER LEBARON (1990-1995) CHRYSLER NEW YORKER (1988-1989) CHRYSLER TC MASERATI (1990-1991) DODGE CARAVAN (1987-1995) DODGE DAYTONA (1990-1993) DODGE DYNASTIE (1988-1993) DODGE GRAND CARAVAN (1988-1995) DODGE MINI RAM (1987-1988)
16		TIS213	MITSUBISHI J927 J701	FORD CAPRI SOHC 1.8L FORD CAPRI DOHC 1.8L FORD COURIER -95 2.6 L FORD ECONOVAN FORD LASER 1.8L SOHC FORD LASER 1.8L DOHC FORD RAIDER -95 2.6L
17		TIS214	MITSUBISHI J917	Mitsubishi Pajero NG 6G72 3.0L 6 1989-1990 Nissan 300ZX Z32 VG30D 3.0L 6 1989-1994 Nissan Pulsar N14 GA16DE 1.6L 4 1992-1995 Nissan Skyline R31 RB30E 3.0L 6 1986-1990
18		TIS215	MITSUBISHI J928	1989-1992 Mitsubishi Lancer 1.8 GLXi 1988-1992 Mitsubishi Galant Saloon 2.0 1988-1990 Mitsubishi Pajero 3.0 V6 (L141G, L146G) 1988-1990 Mitsubishi Shogun 3.0 V6 (L141G, L146G)
19		TIS216	HITACHI RSB-53 80336D	1992-2000 Nissan March(K11) 1.0 i 16V Petrol Engine 1990-1995 Nissan SUNNY III 1.4 i Petrol Engine 1990-1996 Nissan PRIMERA 1.6 Petrol Engine 1992-2000 Nissan Sunny Van 1.6 i 16V Petrol Engine
20		TIS217	HITACHI RSB-57 2210072B00	1995-2000 Rover 400 Hatchback 416 Si Petrol Engine D16Y2 1995-2001 Honda Civic V HATCHBACK 1.4 i (EJ9) Petrol Engine D14Z2 1995-2000 Rover 400 RT 416 Si Petrol Engine D16Y2 1997-2001 Honda Civic V Fastback(MB) 1.4 16V (MB2) Petrol Engine D14A7 1998-2001 Honda Civic V Aerodeck (MC) 1.4 16V (MB8) Petrol Engine
21		TIS218	MITSUBISHI J814	Primera 2.0 97

22		TIS220	MITSUBISHI J815	1993-1994 Ford F-350 7.5L 460Cu. In. V8 GAS OHV Naturally Aspirated , 5.8L 351Cu. In. V8 GAS OHV Naturally Aspirated 1993-1994 Ford F-250 7.5L 460Cu. In. V8 GAS OHV Naturally Aspirated , 5.0L 302Cu. In. V8 GAS OHV Naturally Aspirated 1993-1994 Ford F-150 5.8L 351Cu. In. V8 GAS OHV Naturally Aspirated , 5.0L 302Cu. In. V8 GAS OHV Naturally Aspirated 1993-1994 Ford E-350 Econoline Club Wagon 7.5L 460Cu. In. V8 GAS OHV Naturally Aspirated , 5.8L 351Cu. In. V8 GAS OHV Naturally Aspirated 1994 Mercury Sable 3.8L 232Cu. In. V6 GAS OHV Naturally Aspirated
23		TIS221	MITSUBISHI J825	1990-1994 Mazda Protégé 1.8L 1839CC I4 GAS DOHC Naturally Aspirated 1991-1995 Ford Escort 1.8L 112Cu. In. I4 GAS DOHC Naturally Aspirated
24		TIS222	MITSUBISHI J811 J810 Suzuki 3310056B10	1990-1994 Mazda Protégé 1.8L 1839CC I4 GAS DOHC Naturally Aspirated 1991-1995 Ford Escort 1.8L 112Cu. In. I4 GAS DOHC Naturally Aspirated
25		TIS223	MITSUBISHI J821 T2T53571	MAZDA - 323 S IV (BG) 1.6 Petrol Engine 09/89 ~ 06/91 1598 B6E MAZDA - 323 S IV (BG) 1.6 16V Petrol Engine 08/89 ~ 10/94 1598 B6 MAZDA - 323 F IV (BG) 1.6 Petrol Engine 09/89 ~ 06/91 1598 B6E MAZDA - 323 F IV (BG) 1.6 16V Petrol Engine 03/91 ~ 10/94 1598 B6
26		TIS225	MITSUBISHI J838	FORD - PROBE 2.5 Litre Jul 1993 ~ Mar 1998 2497 KL MAZDA - 323 F Mk V 2.0 24V Aug 1994 ~ Sep 1998 1995 KF MAZDA - XEDOS 9 2.0 24V Aug 1993 ~ Jan 2000 1995 KF MAZDA - XEDOS 9 2.3 24V Oct 1998 ~ Jul 2001 2255 KJ ZEM MAZDA - XEDOS 9 2.5 24V Jul 1993 ~ Jul 2000 2497 KL
27		TIS226	HITACHI RSB-54	MAZDA - MX-6 (GE6) 2.0 Petrol Engine 02/92 ~ 1991 FS MAZDA - 626 IV (GE) 1.8 i Petrol Engine 01/92 ~ 04/97 1840 FP MAZDA - 626 IV (GE) 2.0 i Petrol Engine 01/92 ~ 04/97 1991 FS MAZDA - 626 IV HATCHBACK (GE) 1.8 Petrol Engine 08/91 ~ 04/97 1840 FP MAZDA - 626 IV HATCHBACK (GE) 2.0 i Petrol Engine 08/91 ~ 04/97 1991 FS
28		TIS227	HITACHI RSB-55 Nissan 22100-1N001	NISSAN - PICK UP (D22) 2.4 i 4WD Petrol Engine 02/98 ~ 2389 KA24E NISSAN - PICK UP (D22) 2.4 i Petrol Engine 02/98 ~ 2389 KA24E NISSAN - PRIMERA TRAVELLER (W10) 1.6 i Petrol Engine 07/90 ~ 03/98 1597 GA16DS NISSAN - PRIMERA TRAVELLER (W10) 1.6 i Petrol Engine 03/94 ~ 03/98 1597 GA16DE NISSAN - ALMERA I HATCHBACK (N15) 1.4 S,GX,LX Petrol Engine 09/95 ~ 03/00 1392 GA14DE NISSAN - ALMERA I HATCHBACK (N15) 1.4 Petrol Engine 09/95 ~ 03/00 1392 GA14DE

29		TIS228	MITSUBISHI J912 NISSAN 2210053J11	NISSAN U13 SR20DE
30		TIS229	MITSUBISHI J848	MAZDA - MX-6 (GE6) 2.5 24V Petrol Engine 02/92 ~ 08/94 2497 KL MAZDA - XEDOS 9 (TA) 2.5 24V Petrol Engine 07/93 ~ 07/00 2497 KL MAZDA - XEDOS 9 (TA) 2.0 24V Petrol Engine 08/93 ~ 01/00 1995 KF MAZDA - 323 F V (BA) 2.0 24V Petrol Engine 08/94 ~ 09/98 1995 KF MAZDA - 626 IV HATCHBACK (GE) 2.5 24V Petrol Engine 08/94 ~ 04/97 2497 KL
31		TIS230	MITSUBISHI J920 Nissan T2T54171 221001C710	1996-2000 Nissan Serena 1.6 16V 1995-1996 Nissan Vanette Cargo 1.6 i
32		TIS231	MITSUBISHI J563 J564	1995-2000 Nissan N15 Pulsar 1.6ltr GA16DE
33		TIS232	MITSUBISHI J955 MAZDA T6T57471	MITSUBISHI - COLT III (C5 A) 1.5 (C52A) Cat. Petrol Engine 07/90 ~ 05/92 1468 4G15 MITSUBISHI - LANCER IV SALOON (C6 A) 1.5 12V (C62A) Petrol Engine 05/89 ~ 05/92 1468 4G15(12V) MITSUBISHI - LANCER IV (C6 A, C7 A) 1.3 12V (C61A) Petrol Engine 06/92 ~ 05/94 1299 4G13(BJ90-92,12V) MITSUBISHI - LANCER IV (C6 A, C7 A) 1.5 12V (C62A) Petrol Engine 05/89 ~ 05/92 1468. 4G15(12V)
34		TIS233	MITSUBISHI J913 J915 CHRYSLER MD611715	CHRYSLER DYNASTIE (1988-1990) CHRYSLER LEBARON (1990-1995) CHRYSLER NEW YORKER (1988-1989) CHRYSLER TC MASERATI (1990-1991) DODGE CARAVAN (1987-1995) DODGE DAYTONA (1990-1993) DODGE DYNASTIE (1988-1993) DODGE GRAND CARAVAN (1988-1995)
35		TIS234	MITSUBISHI J842	MITSUBISHI - SPACE WAGON (N3 W, N4 W) 2.0 GLXi (N33W) Petrol Engine 10/92 ~ 10/98 1997 4G63 MITSUBISHI - SPACE WAGON (N3 W, N4 W) 2.0 GLXi 4x4 (N43W) Petrol Engine 10/92 ~ 10/98 1997 4G63 PRO-N - PERSONA HATCHBACK 1.6 GLXi Petrol Engine 01/94 ~ 1597 4G92 PRO-N - PERSONA 1.5 GLi/GLSi Petrol Engine 01/94 ~ 1468 4G15

36		TIS235	MITSUBISHI J954 T6T57271	1992 Nissan Pulsar GA16
37		TIS236	MITSUBISHI J564 T2T58971	Primera 2.0 97
38		TIS237	MITSUBISHI J553	
39		TIS240	MITSUBISHI J832 T2T59671	Mitsubishi Galant 2.4 96-98 4G64
40		TIS241	MITSUBISHI J841 M67580	1994 Mazda MX-3 1.6 i Petrol Engine 1993-1998 Ford Probe 2.0 16V Petrol Engine
41		TIS242	MITSUBISHI J926	1995-1998 Nissan Skyline 2.6L CAS 2004 Mitsubishi Montero Limited Sport Utility 4-Door 3.8L 3797CC 230Cu. In. V6 GAS SOHC Naturally Aspirated 2003 Mitsubishi Montero Limited Sport Utility 4-Door 3.8L 3797CC 230Cu. In. V6 GAS SOHC Naturally Aspirated
42		TIS243	MITSUBISHI J834	MAZDA - 323 S V (BA) 1.3 16V Petrol Engine 08/94 ~ 09/98 1324 B3(16V) SUZUKI - VITARA (ET, TA) 1.6 (TA) Petrol Engine 07/88 ~ 01/95 1589 G16A SUZUKI - VITARA (ET, TA) 1.6 16V (ET) Petrol Engine 07/90 ~ 12/94 1589 G16B SUZUKI - VITARA CABRIO (ET, TA) 1.6 16V (ET) Petrol Engine 07/90 ~ 03/99 1589 G16B

43		TIS244	MITSUBISHI J833	1996-1999 Ford Laser 1.6L, 1.8L 1996-1999 Mazda 323 1.6L, 1.8L 1996-1998 KIA Sephia 1.8 L 1997 - 1998 Mazda Protégé 1.8 L 1.5 L
44		TIS247	93740951 MB024Q IMO8W01E TD024B01301 3290181	2005-2007 Chevrolet Matiz 796 ccm, 38 KW, 52 PS
45		TIS248	Mitsubishi J837 M67581	
46		TIS249	MITSUBISHI J818	1996-2000 Dodge Caravan 3.0 L
47		TIS250	MITSUBISHI J916	
48		TIS251	HONDA RSB-58	Honda Civic
49		TIS257	MITSUBISHI J836	MITSUBISHI

50		TIS258	MITSUBISHI J918	1991-1992 Mitsubishi Eclipse 2.0L DOHC
51		TIS259	MITSUBISHI J822 T2T56071 T1T49772	1994 Mitsubishi L300 2.0 L 4G63
52		TIS261	MAZDA RSB52	1992-1994 Ford Telstar 2.0 L 1992-1997 Mazda 626 2.0 L
53		TIS266	Mitsubishi J913 J915	
54		TIS268	MITSUBISHI J565	Mitsubishi Lancer
55		TIS284	J520	
56		TIS285	J924 10457702	1993-1994 Pontiac Firebird 5.7L 350Cu. In. V8 GAS OHV Naturally Aspirated 1992-1994 Chevrolet Corvette 5.7L 350Cu. In. V8 GAS OHV Naturally Aspirated 1993 Chevrolet Camaro 3.4L 207Cu. In. V6 GAS OHV Naturally Aspirated
57		TIS286	AN101101	Throttle and valve position sensing <ul style="list-style-type: none"> • User interface controls (vehicles, gaming) • Pedal position sensing • Implement position sensing • Gear selection • Joystick position